

Format of Holding of Specified securities

1.	Name of Listed Entity: PUNJ LLOYD LTD		
2.	Scrip Code/Name of Scrip/Class of Security: 532693.PUNJLLOYD,EQUITY SHARES		
3.	Share Holding Pattern Filed under: Reg. 31(1)(a)/Reg. 31(1)(b)/Reg. 31(1)(e)		
	a. if under 31(1)(b) then indicate the report for quarter ending 30/06/2022		
	b. if under 31(1)(c) then indicate date of allotment/extinguishment		
4.	Declaration : The Listed entity is required to submit the following declaration to the extent of submission of information:	YES*	NO*
	Particulars		
a	Whether the Listed Entity has issued any partly paid up shares		NO*
b	Whether the Listed Entity has issued any Convertible Securities or Warrants?		NO*
c	Whether the Listed Entity has any shares against which depository receipts are issued?		NO*
d	Whether the Listed Entity has any shares in locked-in?		NO*
e	Whether any shares held by promoters are pledge or otherwise encumbered?		NO*
5	The tabular format for disclosure of holding of specified securities is as follows :		



Table I - Summary Statement holding of specified securities

Category of Shareholder	No of Shareholders	No of fully paid up equity shares held	No of Partly paid-up equity shares held	No of Shares Underlying Depository Receipts	Total No of Shares Held (VII) = (IV)+(V)+(VI)	Shareholding as a % of total no of shares (As a % of (A+B+C2))	Number of Voting Rights held in each class of securities			Total as a % of (A+B+C)	No of Shares Underlying Outstanding convertible securities (Including Warrants)	Shareholding as a % assuming full conversion of convertible securities (as a percentage of diluted share capital)	Number of Locked in Shares		Number of Shares pledged or otherwise encumbered		Number of equity shares held in dematerialized form
							Class X	Class Y	Total				No.	As a % of total Shares held	No.	As a % of total Shares held	
(I)	(II)	(III)	(IV)	(V)	(VI)	(VII)	(VIII)	(IX)			(X)	(XI)	(XII)	(XIII)	(XIV)		
Promoter & Promoter Group	7	25818384	0	0	25818384	7.69	25818384	0	25818384	7.69	0	7.69	0	0.00	NA	NA	25818384
Public	248831	309777361	0	0	309777361	92.31	309777361	0	309777361	92.31	0	92.31	0	0.00	NA	NA	309758611
Non Promoter-Non Public	0	0	0	0	0	NA	0	0	0	0.00	0	NA	0	0.00	NA	NA	0
Shares underlying DRs	0	0	0	0	0	NA	0	0	0	0.00	0	NA	0	0.00	NA	NA	0
Shares held by Employees Trusts	0	0	0	0	0	0.00	0	0	0	0.00	0	0.00	0	0.00	NA	NA	0
Total:	248838	335595745	0	0	335595745	100.00	335595745	0	335595745	100.00	0	100.00	0	0.00	0	0.00	335576995





Table II - Statement showing shareholding pattern of the Promoter and Promoter Group *

Category	Category & Name of the Shareholder	PAN	No of Share holder s	No of fully paid up equity shares held	No of Partly paid-up equity shares held	No of Shares Underlying Depository Receipts	Total No of Shares Held (IV+V+VI)	Shareholding as a % of total no of shares (calculated as per SCRR, 1957 (VIII) As a % of (A+B+C2)	Number of Voting Rights held in each class of securities			Total as a % of (A+B+C)	No of Shares Underlying Outstanding convertible securities (including Warrants)	Shareholding as a % assuming full conversion of convertible Securities (as a percentage of diluted share)	Number of Locked in Shares		Number of Shares pledged or otherwise encumbered		Number of equity shares held in dematerialized form
									Class X	Class Y	Total				No.	As a % of total Shares held	No.	As a % of total Shares held	
(f)	(ii)	(iii)	(iv)	(v)	(vi)	(vii)	(viii)	(ix)	(x)	(xi)	(xii)	(xiii)	(xiv)						
(1)	Indian																		
(a)	Individuals/Hindu undivided Family ATUL PUNJ (HUJ)	AADHA4197H	3	1831360	0	0	1831360	0.55	1831360	0	1831360	0.55	0	0.00	0	0.00	0	0.00	1831360
		AADHA4197H	1	820	0	0	820	0.00	820	0	820	0.00	0	0.00	0	0.00	0	0.00	820
		AADHA4197H	1	1430540	0	0	1430540	0.43	1430540	0	1430540	0.43	0	0.00	0	0.00	0	0.00	1430540
		AADHA4197H	1	400000	0	0	400000	0.12	400000	0	400000	0.12	0	0.00	0	0.00	0	0.00	400000
(b)	Central Government/State Government(s)		0	0	0	0	0	0.00	0	0	0	0.00	0	0.00	0	0.00	0	0.00	0
(c)	Financial Institutions/Banks		0	0	0	0	0	0.00	0	0	0	0.00	0	0.00	0	0.00	0	0.00	0
(d)	Any Other		2	7700040	0	0	7700040	2.29	7700040	0	7700040	2.29	0	0.00	0	0.00	0	0.00	7700040
	PLE HYDRAULICS PRIVATE LIMITED	AAACP0030E	1	40	0	0	40	0.00	40	0	40	0.00	0	0.00	0	0.00	0	0.00	40
	SPECTRA PUNJ FINANCE PRIVATE LIMITED	AAACS3351H	1	7700000	0	0	7700000	2.29	7700000	0	7700000	2.29	0	0.00	0	0.00	0	0.00	7700000
	Sub-Total (A)(1)		5	9531400	0	0	9531400	2.84	9531400	0	9531400	2.84	0	0.00	0	0.00	0	0.00	9531400
(2)	Foreign																		
(a)	Individuals (Non-Resident Individuals)/Foreign Individuals		1	814509	0	0	814509	0.24	814509	0	814509	0.24	0	0.00	0	0.00	0	0.00	814509
	SHIV PUNJ	AVIPP2692J	1	814509	0	0	814509	0.24	814509	0	814509	0.24	0	0.00	0	0.00	0	0.00	814509
(b)	Government		0	0	0	0	0	0.00	0	0	0	0.00	0	0.00	0	0.00	0	0.00	0
(c)	Institutions		0	0	0	0	0	0.00	0	0	0	0.00	0	0.00	0	0.00	0	0.00	0
(d)	Foreign Portfolio Investor		0	0	0	0	0	0.00	0	0	0	0.00	0	0.00	0	0.00	0	0.00	0
(e)	Any Other		1	15472475	0	0	15472475	4.61	15472475	0	15472475	4.61	0	0.00	0	0.00	0	0.00	15472475
	CAWDOR ENTERPRISES LIMITED	AAACC08963M	1	15472475	0	0	15472475	4.61	15472475	0	15472475	4.61	0	0.00	0	0.00	0	0.00	15472475
	Sub-Total (A)(2)		2	16286984	0	0	16286984	4.85	16286984	0	16286984	4.85	0	0.00	0	0.00	0	0.00	16286984
	Total Shareholding of Promoter and Promoter Group (A)=(A)(1)+(A)(2)		7	25818384	0	0	25818384	7.69	25818384	0	25818384	7.69	0	0.00	0	0.00	0	0.00	25818384







Table III - Statement showing shareholding pattern of the Public shareholder

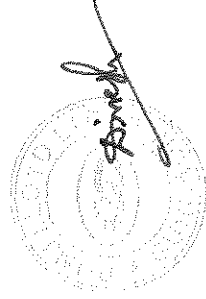
Category	Name of the Shareholder	PAN	No of Shareholders	No of fully paid up equity shares held	No of Party paid-up equity shares held by Depositor	Total No of Shares Held (IV+V+VI)	Shareholding as a % of total no of shares (A+B+C2)	Number of Voting Rights held in each class of securities			No of Underlying Outstanding convertible securities (including Warrants)	Shareholding as a % assuming full conversion of convertible securities (as a percentage of diluted share capital)	Number of Locked in Shares	Number of Shares pledged or otherwise encumbered	Number of equity shares held in dematerialized form
								Class X	Class Y	Total					
	(i)	(ii)	(iii)	(iv)	(v)	(vi)	(vii)	(ix)			(x)	(xi)	(xii)	(xiii)	
								No of Voting Rights							
								Total as a % of (A+B+C)							
(1)	Institutions														
(a)	Mutual Funds														
(b)	Venture Capital Funds														
(c)	Alternate Investment Funds														
(d)	Foreign Venture Capital Investors														
(e)	Foreign Portfolio Investors			759124		759124	0.23			759124	0.23				759124
(f)	Financial Institutions/Banks			1342504		1342504	0.40			1342504	0.40				1342504
(g)	Insurance Companies						0.00				0.00				
(h)	Provident Funds/Pension Funds						0.00				0.00				
(i)	Any Other			6358756		6358756	1.88			6358756	1.88				6358756
(j)	LIFE INSURANCE CORPORATION OF INDIA	AAACLOS62H		5848756		5848756	1.74			5848756	1.74				5848756
	Sub Total (B)(1)		10	8460384		8460384	2.52			8460384	2.52				8460384
(2)	Central Government/State Government(s)/President of India						0.00				0.00				
	Sub Total (B)(2)						0.00				0.00				
(3)	Non-Institutions						0.00				0.00				
(a)	Individual shareholders holding nominal share capital up to Rs.2 Lakhs		244985	218559402		218559402	65.13			218559402	65.13				218552698
	Individual shareholders holding nominal share capital in excess of Rs. 2 Lakhs		162	61775756		61775756	18.41			61775756	18.41				61775756
	RAMAKRISHNA REDDY CHINTA	ABAFM538N	1	4175100		4175100	1.24			4175100	1.24				4175100
	UDAY PUNJ	AAAAPP1309F	1	20814229		20814229	6.20			20814229	6.20				20814229
(b)	NBFCs Registered with RBI		2	7549		7549	0.00			7549	0.00				7549
(c)	Employee Trusts						0.00				0.00				
(d)	Overseas Depositories (Holding DRs)/Balancing figure)						0.00				0.00				
(e)	Any Other						0.01				0.01				
	TRUSTS		6	35742		35742	0.01			35742	0.01				35742
	NON RESIDENT INDIANS		1669	5314922		5314922	1.58			5314922	1.58				5314922
	REPARABLE CLEARING MEMBERS		1109	1779034		1779034	0.53			1779034	0.53				1779034
	BODIES CORPORATES		29	385622		385622	0.11			385622	0.11				385622
	IE P F		838	10574982		10574982	3.15			10574982	3.15				10574982
	Sub Total (B)(3)		244821	2879968		2879968	0.86			2879968	0.86				2879968
	Total Public Shareholding (B) = (B)(1)+(B)(2)+(B)(3)		244821	30116977		30116977	88.79			30116977	88.79				301298227
			244831	309777361		309777361	92.31			309777361	92.31				309786511

Table IV - Statement showing shareholding pattern of the Non Promoter - Non Public Shareholder

Category & Name of the Shareholder	PAN	No of Shareholders	No of fully paid up equity shares held	No of Partly paid-up equity shares held	No of Shares Underlying Depository Receipts	Total No of Shares Held (IV+V+VI)	Shareholding as a % of total no of shares (A+B+C2)	Number of Voting Rights held in each class of securities			Total as a % of (A+B+C)	No of Shares Underlying Outstanding convertible securities (including Warrants)	Shareholding as a % assuming full conversion of convertible Securities (as a percentage of diluted share capital)	Number of Locked in Shares		Number of Shares pledged or otherwise encumbered		Number of equity shares held in dematerialized form
								Class X	Class Y	Total				No.	As a % of total Shares held	No.	As a % of total Shares held	
	(I)	(II)	(III)	(IV)	(V)	(VI)	(VII)	(VIII)	(IX)			(X)	(XI)	(XII)		(XIII)	(XIV)	
(1) Custodian/DR Holder			0	0	0	0	0.00		0	0	0	0.00	0	0.00	0	NA	0	0
(2) Employee Benefit Trust (under SEBI(Share based Employee Benefit) Regulations 2014)		0	0	0	0	0	0.00		0	0	0	0.00	0	0.00	0	NA	0	0
Total Non-Promoter-Non Public Shareholding (C) = (C)(1)+(C)(2)		0	0	0	0	0	0.00		0	0	0	0.00	0	0.00	0	NA	0	0



Details of the shareholders acting as persons in Concert including their Shareholding:			
Name of Shareholder	Name of PAC	No of shares	Holding%
Total:		0	0



Details of Shares which remain unclaimed may be given hear along with details such as number of shareholders, outstanding shares held in demat/unclaimed suspense account

No of Shareholders	No of shares
0	0

